

Impact

Projects Module

All communities process applications and permits related to the use and development of land. An application may be a relatively straight forward request for a special use permit, or a complex application requesting changes in zoning and the approval of a subdivision. In either case the community must review the application in a timely manner and record the appropriate approvals for subsequent use and review.

The Projects Module gives urban planners the requisite tools for managing all aspects of the development review process, including changes in zoning, plat reviews, and site plan approvals. With provisions for tracking existing, proposed, and approved land use, zoning, and facility utilization, the Projects Module can easily be integrated into infrastructure management programs, such as those mandated by the State of Florida for "concurrency" requirements.

Some strengths of the Projects Module include its support for creating staff reports and managing Board

and Commission reviews. Different staff reports can be created for each required agency review. Board and Commission actions and conditions of approval are easily tracked, even when a project goes through multiple levels of review.

*Find out more at
www.imp-res.com*

The screenshot displays the 'Impact - Projects' software window. The menu bar includes Project, Edit, Details, Reviews, Facilities, Actions, Reports, View, and Window. The toolbar contains various icons for file operations and project management. The main window is titled 'Projects' and contains several data entry fields:


- Project ID:** RZ-02-0015
- Type:** Re-Zoning
- Name:** Hanna's Day Care
- Description:** This application is for a re-zoning from R-1 to R-2, which allows a day care facility under a special use permit.
- Subdivision:** West Hill Estates
- Tract:** 10, **Block:** D
- Address:** 6750 N Hills Dr
- Location:** Near the intersections of N. Hills and Mesa
- Project Information:**
 - Date Received: November 11, 2002
 - Expiration Date: (empty)
 - Parent Project: (empty)
 - Reference Map: R-11
 - User1, User2, User3, User4: (empty)
 - Case Manager: Dan Smith
- Building\Suite:** (empty)
- Parcel IDs:** 1 ABC-100-100

The status bar at the bottom left shows 'Ready'.

*The right tool for the
professional planner.*





Quickly find critical project information.


 Select a project using an extensive range of criteria, including:

- Project ID
- Project Name
- Subdivision Name
- Address
- Parcel ID


Up to five project files can be open at the same time.

 Lock a project to gain update access. Other users will be able to view the same project, but not update it.


 Unlock a project. All edits will be discarded.


 Save a new or changed project.


 Quickly clear the current project folder. No data is deleted or lost.


 Cut the highlighted text.

 Copy the highlighted text.


 Paste the text saved in the Windows clipboard.

 Attach an extensive array of user defined project details.


 Specify the project's land use.


 Specify the project's zoning.

 Specify the project's comprehensive plan designations.

 Specify the project's buildings.


 Specify the project's public facility usage.


 Assign the project to geographical boundaries such as census tracts, neighborhood associations, and council districts.


 Save a complete legal description with each project.


 Track key project participants such as the owner, agent, engineer, architect, or contractor.


 Save or view project images.


 Automatically generate a list of project fees, and track fee payments.


 Automatically generate a list of submittal requirements, and monitor the review of each requirement.


 Automatically generate a list of agencies that will review the project, and track review comments.


 Automatically generate a list of required inspections. Log the results of every inspection.

 Create staff reports for committees and meetings.

 Document the actions of committees, boards and commissions, and elected officials. Record all requirements or conditions of approval.

 Attach a project note to clarify decisions, document meetings, record a telephone conversation, or pass a message to co-worker.

 Track the build out of a project by recording building permits.

 View capacity information about public facilities.



(512) 338-9505 • sales@imp-res.com